


Appendix A - LS2208 Barcode Setup Sheet




Standard RS-232¹


SCAN THIS CODE FIRST



Baud Rate 600



Baud Rate 1200




Baud Rate 2400



Baud Rate 4800


THEN SCAN ONE OF THE
BAUDRATE SETTINGS



*Baud Rate 9600



Baud Rate 19,200



Baud Rate 38,400



Odd



Even



*None

SCAN ONE PARITY SETTING



*1 Stop Bit



2 Stop Bits

SCAN EITHER 1 or 2 STOPBITS



7-Bit



*8-Bit

SCAN EITHER 7 or 8 DATABITS



Scan Options



<DATA> <SUFFIX>



Enter

SCAN EACH OF THESE
THREE BARCODES IN ORDER
(THIS ADDS A CRLF AFTER THE
SCAN OUTPUT)